


A decorative border of thin, black, swirling lines with small, dark, teardrop-shaped accents, framing the top half of the page.

*Creating An Afternoon
to Remember*

*A Collection of Afternoon Tea Recipes
From
An Afternoon to Remember Tea
Parlor and Gifts*

A decorative border of thin, black, swirling lines with small, dark, teardrop-shaped accents, framing the bottom half of the page.

*by
Amy Lawrence*

A decorative border of black and white floral and vine motifs framing the top and sides of the page.

Published by:
ATR Publishing


Cover Photo by:
Raggedy Annie Photography
Annie Jornlin
(916)780-6159
Raggedyanniephotography.com

Back Cover Photo by:
Sirlin Photographers
(916)444-8464
<http://www.sirlin.com/>

Copyright © 2007 ATR Publishing


All rights reserved. No part of this publication may be reproduced in any form or by any means, electronic or mechanical, including photocopy and information storage and retrieval system, without permission in writing from the author.

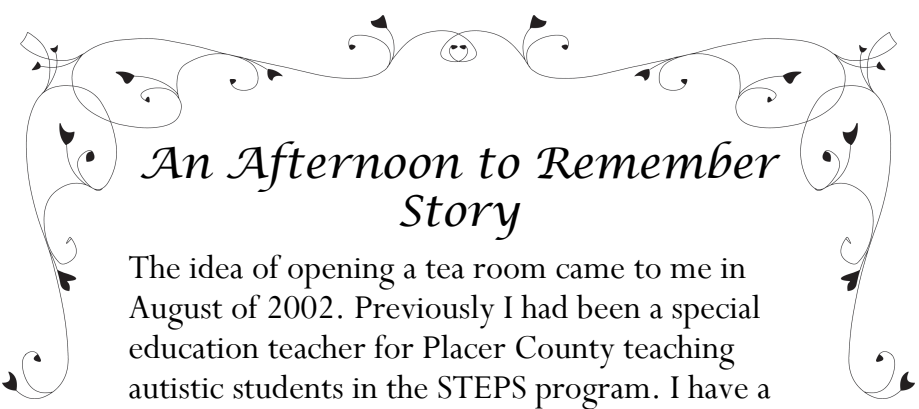
ISBN: 978-0-9796170-0-3



An Afternoon to Remember is dedicated to educating others in the art of taking tea. Our mission is to provide a unique upscale experience where customers are pampered and can relax, socialize and celebrate special occasions while enjoying excellent teas and delectable treats. Tea rooms entice you to sit leisurely, and this is the main goal and purpose of our tea room making your experience here truly...


”An Afternoon to Remember.”





An Afternoon to Remember Story

The idea of opening a tea room came to me in August of 2002. Previously I had been a special education teacher for Placer County teaching autistic students in the STEPS program. I have a Master's Degree in Special Education and taught for 11 years. In 2001 I took a break to be home with my own children, Thomas and Jacob. While having tea with my mother in August of 2002, I told her, "This is what I want to do now. I want my own tea room." I love to cook and have always enjoyed catering for special parties. In November of 2002 I attended Magnolia and Ivy's Tea Conference and also became a certified tea consultant through Irene's Teas. It all began from there. I flew to Missouri where my parents retired and bought all of the antiques for the tea room. We drove a 26 foot U-Haul truck back to Newcastle. In March the renovations began. With the help of dedicated family and friends we finally opened on August 27, 2003.





Dedication

I would like to dedicate this cookbook to my grandmother, Alice McCoy who passed away on April 12, 2004. She is the one who inspired my love of cooking. I remember sitting on a stool in her tiny kitchen watching her make everything from German Chocolate Cake, English Dips to my favorite dish – homemade noodles.

I would also like to dedicate this cookbook especially to my family, friends and staff. Without them this tea room would not be the success that it is today. I would like to thank them all for their time, effort, support and most of all, friendship.




Table of Contents

Tea

The Perfect Pot of Tea	15
How to Decaffeinate Tea	16
Brewing Times and Temperatures for Tea and Tisanes	17
Gourmet Iced Tea	19
Silver Cleaning Recipe	21

Scones and Condiments

Blueberry Lemon Scones	25
Raspberry Lemon Scones	27
Cinnamon Pecan Scones	31
Cranberry Orange Scones	33
Lavender Scones	35
Maple Pecan Scones	39
Pumpkin Pecan Scones	43
Savory Scones	45
Snowflake Scones	49
Strawberry Scones	53
Lemon Curd	55
Devonshire Cream	57
Basil Butter	59



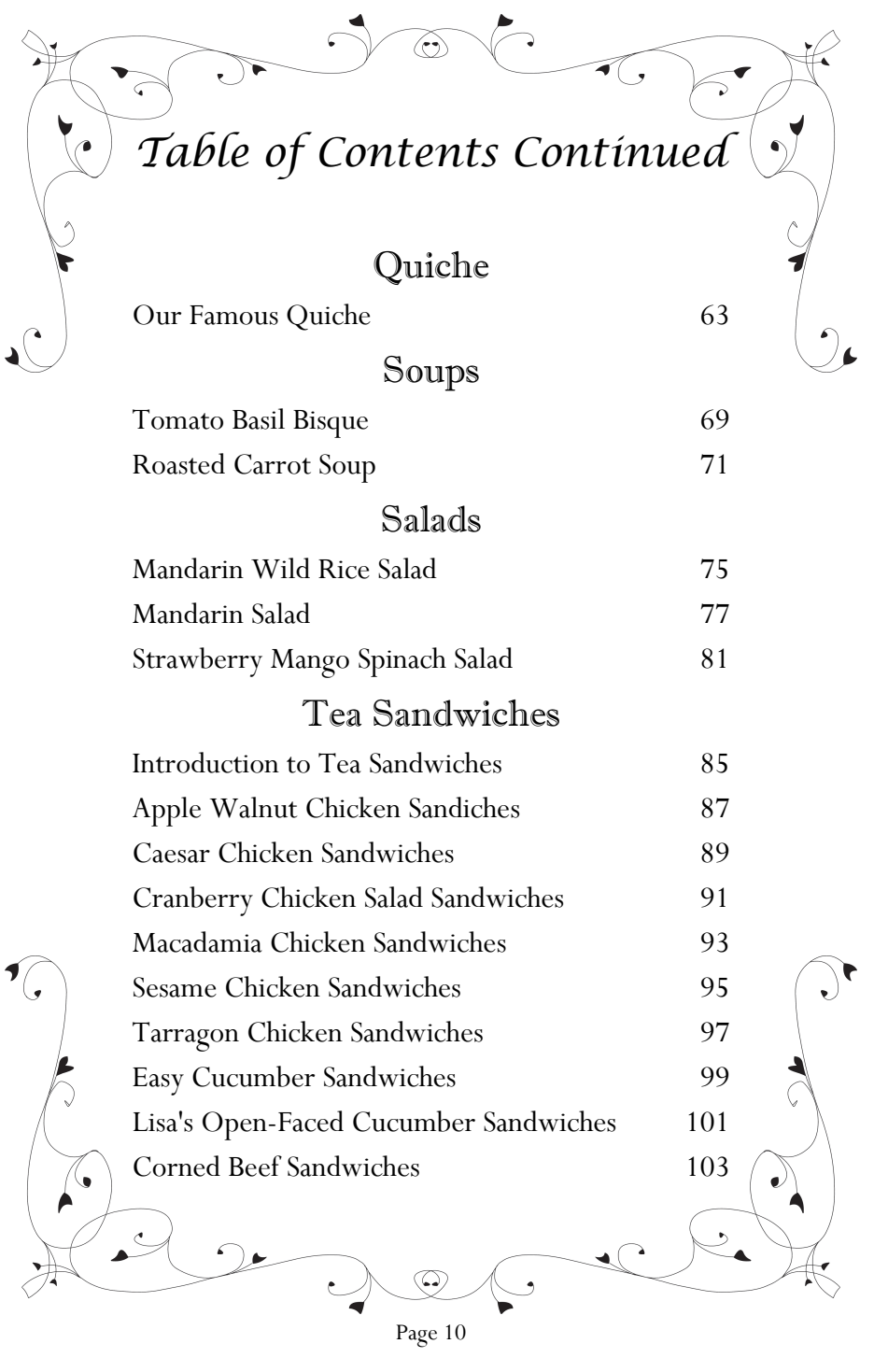
A decorative floral border with intricate scrollwork and leaf patterns surrounds the text.

Table of Contents Continued

Quiche

Our Famous Quiche	63
-------------------	----

Soups

Tomato Basil Bisque	69
Roasted Carrot Soup	71

Salads

Mandarin Wild Rice Salad	75
Mandarin Salad	77
Strawberry Mango Spinach Salad	81

Tea Sandwiches

Introduction to Tea Sandwiches	85
Apple Walnut Chicken Sandwiches	87
Caesar Chicken Sandwiches	89
Cranberry Chicken Salad Sandwiches	91
Macadamia Chicken Sandwiches	93
Sesame Chicken Sandwiches	95
Tarragon Chicken Sandwiches	97
Easy Cucumber Sandwiches	99
Lisa's Open-Faced Cucumber Sandwiches	101
Corned Beef Sandwiches	103



Table of Contents Continued

Tea Sandwiches

Egg Salad with Dill	105
Layered Spinach Sandwiches	107

Desserts

Chocolate Chip Cookies	111
Chocolate Oatmeal Delights	115
Connie's Famous Fudge	117
Coconut Macaroons	119
Forever Ambers	121
Granny's Cinnamon Apples	123
Hello Dollies	125
Lemon/Lime Raspberry Bars	127
Pear Pie	131
Rum Cake	133
Shortbread Tea Cookies	135

